

RTS4000

BLE Bluetooth module

Technical specification

Version1.1

Contact us

Beijing Stronglink Technology Co., Ltd.

Add: Building C No.39 Xi'erqi street Haidian district Beijing 100192 China

Email: info@stronglink-rfid.com

Tel: 0086 10 82433603

Fax: 0086 10 82433603 ext.320

Version

Version	Major changes	Dates	Author
V1.0	The initial release	2017/4/11	zhaihaixin
V1.1	Update the hardware test parameters	2017/5/11	zhaihaixin

Directory

Contact us	2
Version	3
Directory	4
1 Introduction.....	5
2 Technical indicators	6
3 PIN	7
3.1 Pin Figure.....	7
3.2 Pin Description.....	8
4 Typical applications	9

Figure directory

Figure 1-1 RTS4000 Real Figure	5
Figure 3-1 RTS4000 module package.....	7
Figure 3-2 RTS4000 outline dimension.....	7

Table directory

Table 3-1 RTS4000 Pin Description	8
---	---

1 Introduction

- RTS4000 Bluetooth module, compliant with Bluetooth specification v4.1
- Compatible with Android™4.3 and above, IOS7.0 and above
- Embedded firmware in RTS4000 Bluetooth module
- The customer can set the device name, Custom UUID and other parameters
- Quick Connection, easy operation, simple control




Figure 1-1 RTS4000 Module

2 Technical indicators

- Working frequency: ISM spectrum 2.400GHz to 2.483GHz
- Bluetooth specification v4.1 compliant master and slave
- Protocol Stack: LL, SM, L2CAP, ATT, GAP, GATT
- Programming interface: Proprietary application controller interface
- Communication interface: SPI
- Working voltage: 1.7V to 3.6V
- Transmission power: Up to +8dBm
- Power consumption: Down to 4 μ A current consumption with active BLE stack
- Communication distance: Up to 10m
- Working temperature: -20°C to +75°C
- Storage temperature: -40°C to +85°C
- Antenna specification: PCB antenna
- Module size: 25mm* 21.5mm * 1.2mm

3 PIN

3.1 Pin Figure

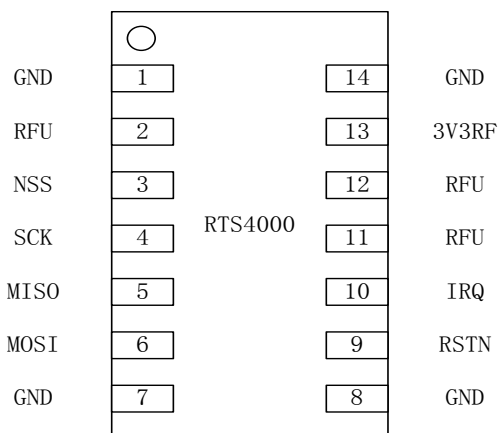


Figure 3-1 RTS4000 module package

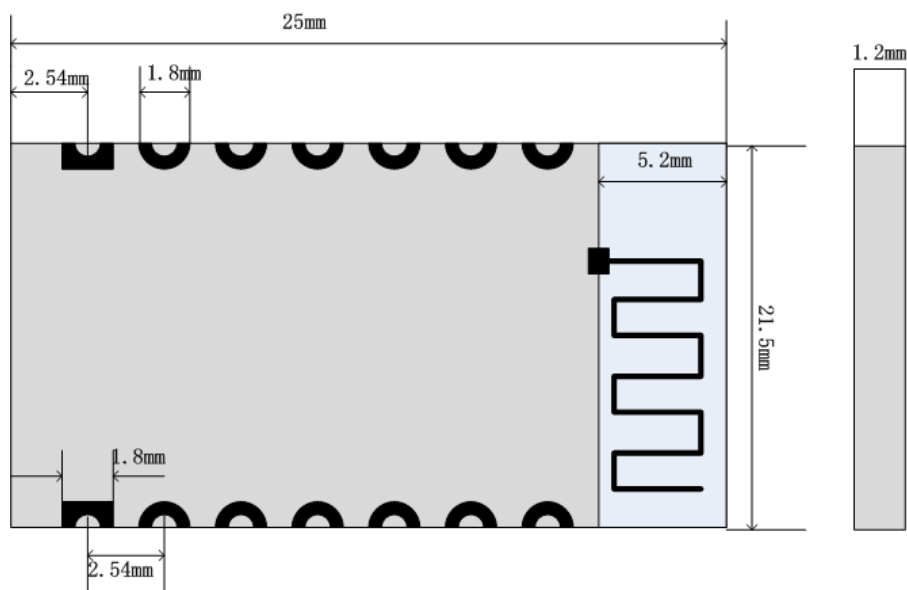


Figure 3-2 RTS4000 outline dimension

3.2 Pin Description

Table 3-1 RTS4000 Pin Description

Pin number	Pin name	I/O type	Description
1	GND	-	ground
2	RFU	-	-
3	NSS	I	SPI Selection
4	SCK	I	SPI Clock
5	MISO	O	SPI data output
6	MOSI	I	SPI data input
7	GND	-	ground
8	GND	-	ground
9	RST	I	reset
10	IRQ	O	Interrupt request
11	RFU	-	-
12	RFU	-	-
13	3.3VRF	Power	3.3V
14	GND	-	ground

4 Typical applications

- Bluetooth reader.
- Bluetooth remote door lock.
- Smart wearable devices.
- Bluetooth electronic scale, Glucose meter.
- Bluetooth mouse, Keyboard, Operation rod and other consumer electronic devices.