

SL120 iOS Development Environment Setup

Table of Contents

1.	Xcode.....	1
----	------------	---

The iOS application development is completed in the Xcode development environment of the Mac computer. This article describes how to setup the development environment to achieve development of the UHF elf application software.

1. Xcode

Open App Store and search Xcode to download and install:

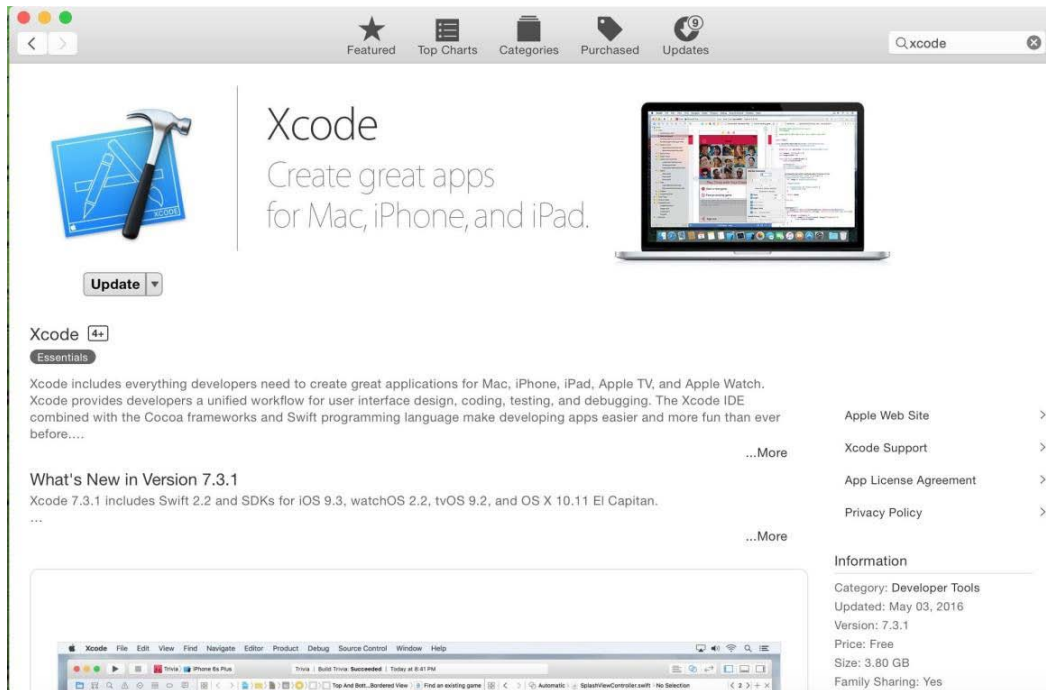


Figure 1

After installation, open the Xcode software:



Figure 2

Click “Open another project”, select and open the demo software project IvrJack.RU01.Demo with the interface as follows:

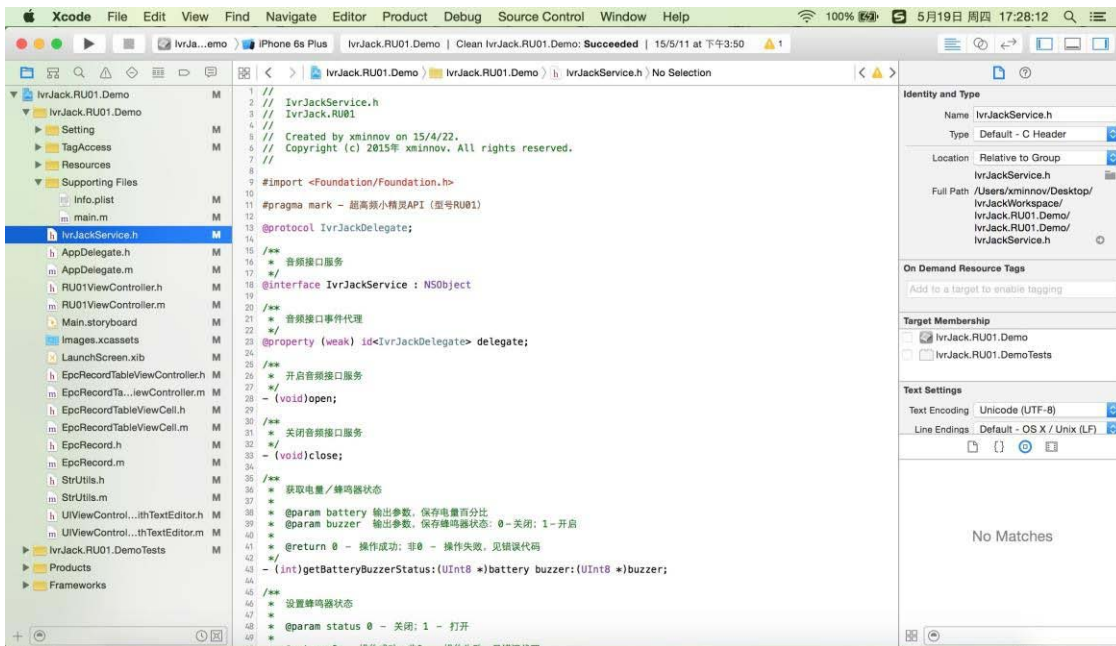



Figure 3

Connect iPhone to the computer via the USB data cable, select the phone device above the IDE and click Run:



Figure 4

Wait a moment; the UHF elf application will be installed in your iPhone, as shown below:



Copyright © 2014 All rights reserved.

Figure 5